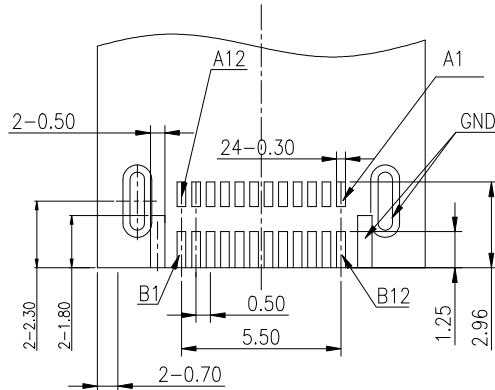
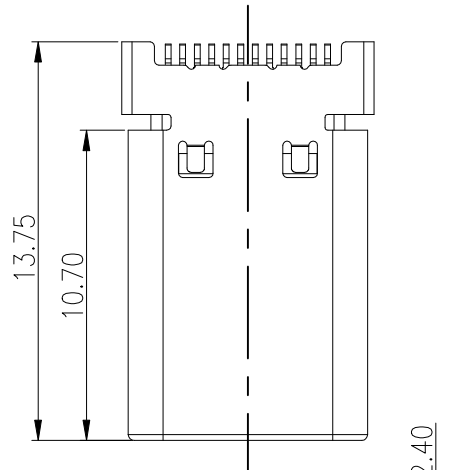


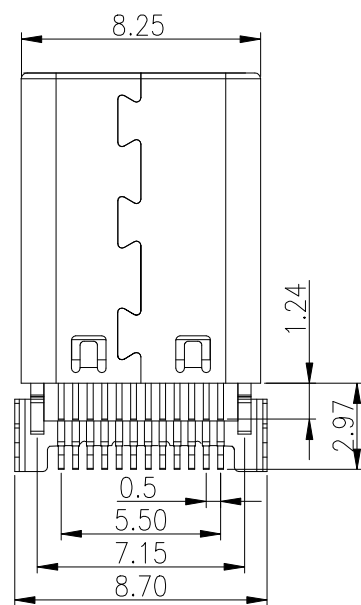
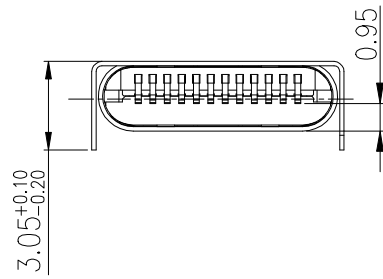
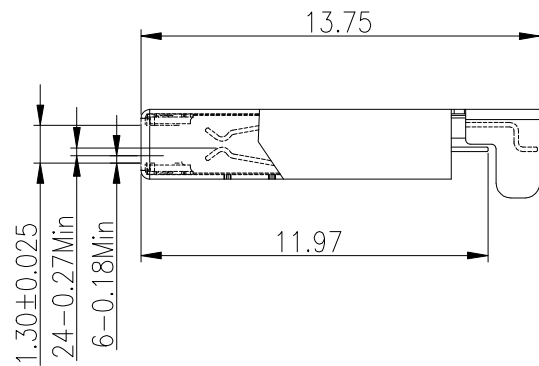
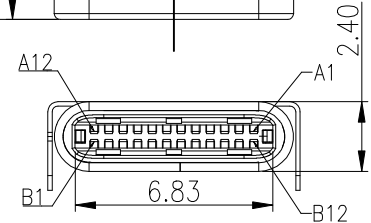
RoHS Compliant


REV.	ECN NO	LTR	DESCRIPTION	REVISER	DATE
A/0			Initial_release.	JN	2021.08.18



Recommended P.C.B Layout  
Tolerance ±0.05

- NOTE:
- MATERIAL:
    - INSULATOR:LCP+30%GF, UL94V-0, COLOR:BLACK
    - CONTACT: C7025
    - SHELL:SUS301
    - GND PIN:SUS301
    - EMI:SUS301
  - PLATING:
    - CONTACT: GOLD 30u" PLATED ON CONTACT AREA  
80u" Min. MATTE TIN PLATED ON SOLDER TAIL  
20u" Min. NICKEL UNDER-PLATED
    - SHELL:20u" Min. NICKEL PLATED OVERALL
  - CHARACTERISTICS:
    - ELECTRICAL CHARACTERISTICS;
      - CURRENT-MAX[AMPS]: 5A MAX FOR VBUS/GND PIN;  
0.9A MAX FOR OTHER PIN.
      - WITHSTANDING VOLTAGE: 100V AC R.M.S
      - CONTACT RESISTANCE [OHMS]: 40MΩ MAX.FOR  
INITIAL 10MΩ.CHANGE AFIER  
TEST.MEASURE AT 20MV,100MA
      - INSULATION RESISTANCE [OHMS]: 100 MΩ MIN.
      - TEMPERATURE RANGE: -55°C~+85°C
    - MECHANICAL:
      - MATING FORCE: 5~20N
      - UNMATING FORCE: 6~20N
      - DURABILITY TEST: 10000 CYCLES.



图号 (DWG NO)	G-319-S1-600	单位 (UNIT):	MM	 <b>显赫电子科技有限公司</b> XianHe Electronic Technology co.,ltd.	
类别 (DWG TYPE)	BRKE DWG	比例 (SCALE):	1:1		
版次 (REV):	A/0	页次 (PAGE):	1/1	TEL:0769-89138899 FAX:0769-89100950	
设计 (DESIGN)	JN	未注公差	TOLERANCE UNSPECIFIED	品名 (ITEM NO)	
审核 (CHECKED)		.X.X	± 0.38	USB C TYPE 90度双排SMT, L=13.75mm, 3.1 公头, LCP黑色, 半金雾锡30u", 不锈钢外壳镀镍 环保	
核准 (APPROVED)		X.XX	± 0.20		
		X.XXX	± 0.10		
		X'	± 5'		
		X'X'	± Z'	料号 (PART NO)	319CMKC76SN