

RoHS Compliant

REV.	ECN NO	LTR	DESCRIPTION	REVISER	DATE
A/0			Initial_release.	LEON	2022.10.07

NOTE:

1. MATERIAL:

- 1.1 INSULATOR:PBT+30%GF, UL94V-0, COLOR:OPTIONAL
- 1.2 COVER:PBT+30%GF, UL94V-0, COLOR:OPTIONAL
- 1.3 CONTACT: C2680R/H
- 1.4 SHELL:SPCC

2. PLATING:

- 2.1 CONTACT: SELECTIVE GOLD PLATED ON CONTACT AREA
80u" Min. TIN PLATED ON SOLDER TAIL
50u" Min. NICKEL UNDER-PLATED
- 2.2 SHELL:50u" Min. NICKEL PLATED OVERALL

3. CHARACTERISTICS:

- 3.1 ELECTRICAL CHARACTERISTICS;
CONTACT RESISTANCE:30mΩ MAXIMUM
CONTACT CURRENT RATING:3A
DIELECTRIC WITHSTANDING VOLTAGE:500 V R.M.S.
INSULATION RESISTANCE 1000 MEGOHMS MIN
OPERATING TEMPERATURE:-25°C ~ +85°C

PART NUMBER INFORMATION

305-XX-F-X-X-A1-X

PIN NUMBER

- 09:09Pin
- 15:15Pin
- 25:25Pin
- 37:37Pin

Rivet option:

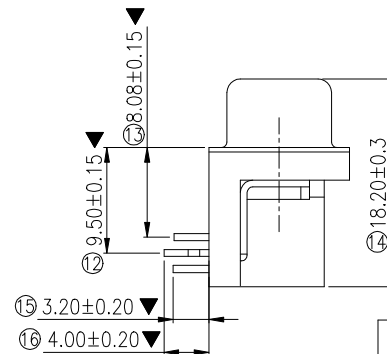
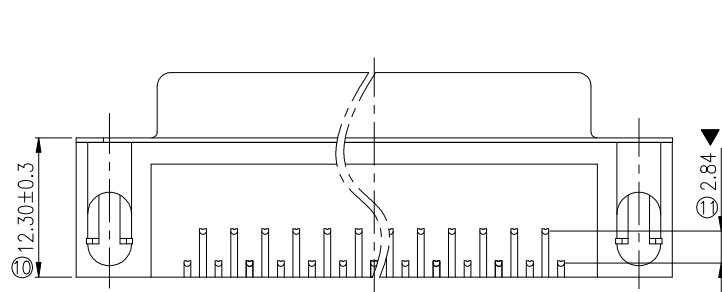
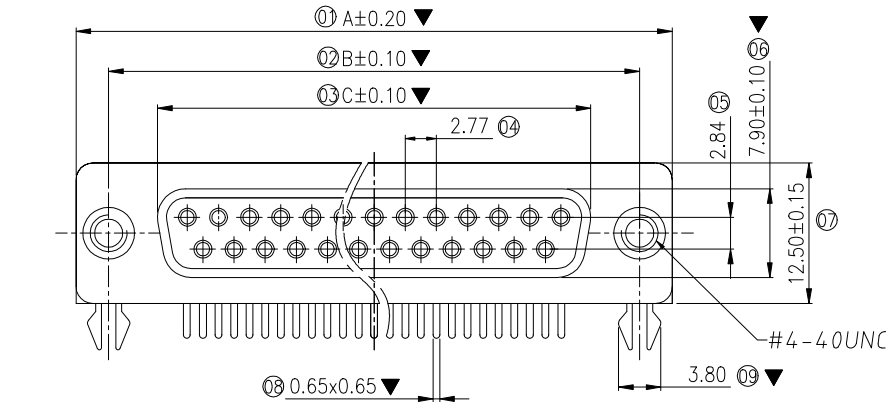
- A:Screw assembly type,
- B:Rivet, No screws,
- C:Rivet/screw assembly type.
screw spec:4.75*4.8*11.8mm
- D:Rivet/screw attachment type.
screw spec:4.75*4.8*11.8mm

HSG. COLOR:

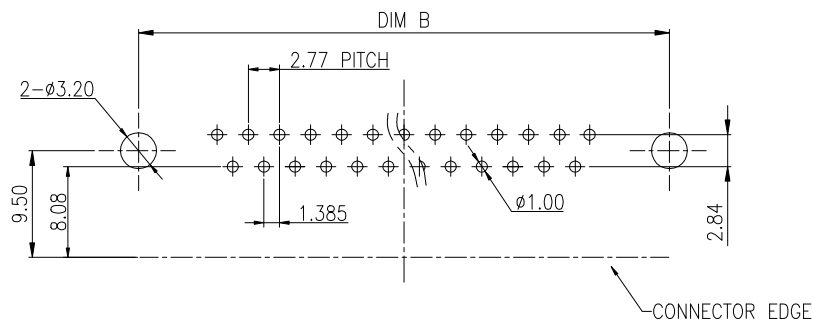
- K:BLACK
- G:GREEN

Terminal plating option:

- 1:Gold flash
- 5:Gold 15u" on contact area.
- 6:Gold 30u" on contact area.

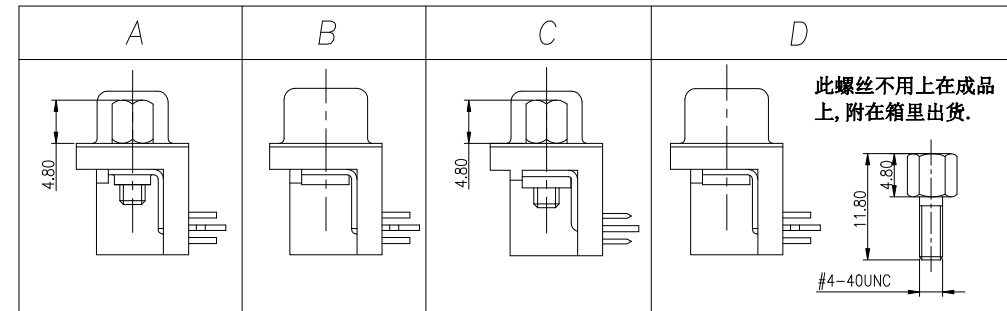


DIM	PIN	DR9S	DR15S	DR25S	DR37S
A		30.80	39.20	53.05	69.40
B		25.00	33.30	47.05	63.50
C		16.35	24.70	38.40	54.80



RECOMMENDED PCB LAYOUT
TOP VIEW, TOL:±0.05MM

Rivet option



图号 (DWG NO)	G-305-S2-7	单位 (UNIT):	MM		显赫电子科技有限公司 XianHe Electronic Technology co., Ltd.
类别 (DWG TYPE)	ENG DWG	比例 (SCALE):	1:1		
版次 (REV):	A/0	页次 (PAGE):	1/1		TEL:0769-89138899 FAX:0769-89100950
设计 (DESIGN)	Wang_jr	未注公差	TOLERANCE UNSPECIFIED		
审核 (CHECKED)		.X.X	± 0.15	品名 (ITEM NO)	D-Sub R/A DIP Female
核准 (APPROVED)		.X.XX	± 0.10	料号 (PART NO)	305-XX-F-X-X-A1-X
		.X.XXX	± 0.05		
		"	± 2'		
		.X.X"	± 1'		