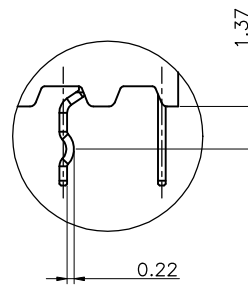
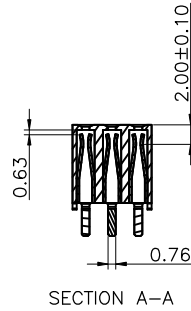
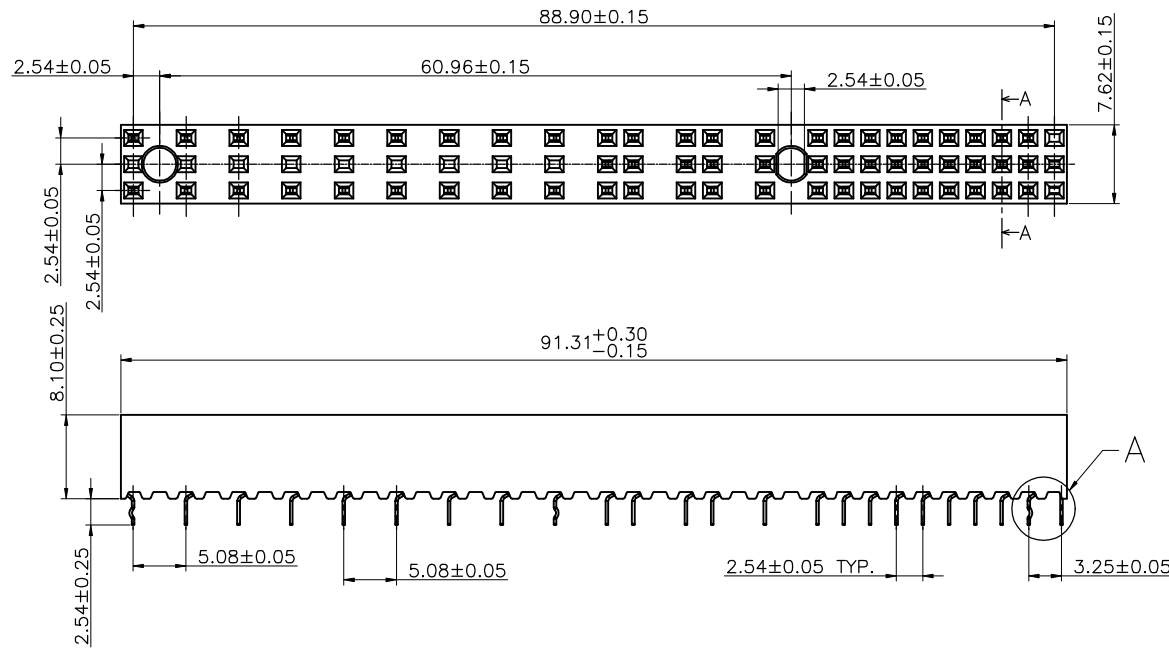
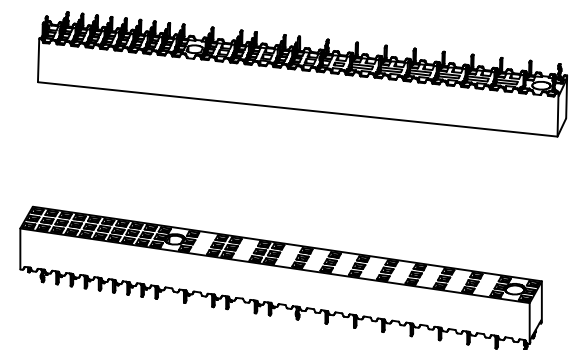


RoHS Compliant

REV.	ECN NO	LTR	DESCRIPTION	REVISER	DATE
A/0			Initial_release.	ZXW	2014/03/26

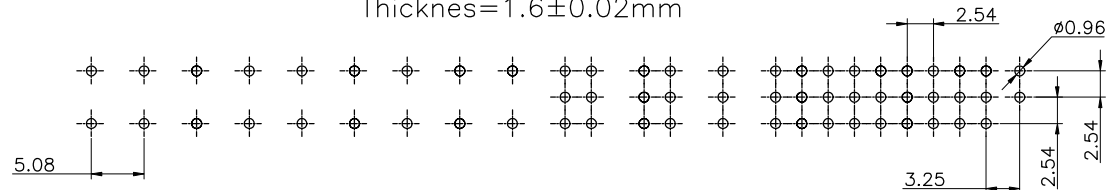


DETAIL A  
SCALE:3/1



MATERIALS  
 CONTACTS: PHOSPHOR BRONZE AND OR COPPER  
 ALLOY 770  
 INSULATOR: BLACK LCP UL 94 V-0  
 PLATING: 30u" GOLD OVER 50u" NICKEL OVERALL  
 100u" TIN/LEAD ON TAIL  
 CURRENT RATING 600MA/CONTACT  
 OPERATING TEMPERATURE -65c° TO 105c°  
 CONTACT USE LOW INSERTION STYLE  
 INSERTION FORCE 2.5+/- .5 OZ WITH .025" SQ PINS  
 WITHDRAWAL FORCE 1.5+/- .5 OZ WITH .025" SQ PINS  
 CONTACT RESISTANCE 15 MOHMS MAX  
 INSERTION DEPTH .100" TO .240"  
 EXCEPT FOR PINS 107&108 WHICH ARE PASSTHRU PINS  
 MUST PROVIDE 100 MATING CYCLES WITH .025" SQ PINS  
 PC TAILS MUST HAVE TAPERED LEAD-INS  
 CONNECTOR MUST BE UL LISTED OR RECOGNIZED  
 THE CONNECTOR SHALL BE ABLE TO WITHSTAND A VOLTAGE OF 2700 VDC OR 1900 VAC FOR 1 SEC  
 PIN TO PIN, IN ACCORDANCE WITH EN 50021 SEC 9.1  
 UL 508 SEC 49 AND IEC 1131 TABLE 17  
 DIMENSION MARKED CONTROLLED IN QIP.

Recommended PCB Layout  
 Thicknes=1.6±0.02mm



图号 (DWG NO)	G-359-S2-5	单位 (UNIT): MM		显赫电子科技有限公司 XianHe Electronic Technology co., ltd.
类别 (DWG TYPE)	ENG DWG	比例 (SCALE) 1:1		
版次 (REV): A/0	页次 (PAGE): 1/1		TEL:0769-89138899 FAX:0769-89100950	
设计 (DESIGN)	ZXW	未注公差 TOLERANCE UNSPECIFIED	品名 (ITEM NO)	I/O CONNECTOR 三排180度DIP 62Pin 排母 Pitch =2.54mm 半金雾锡30u" (44B714750-004R05) 环保
审核 (CHECKED)		.XX ± 0.30 .XX ± 0.13 .XXX ± 0.05 " ± 2' X.X ± 1'		
核准 (APPROVED)			料号 (PART NO)	359062FK6A3